


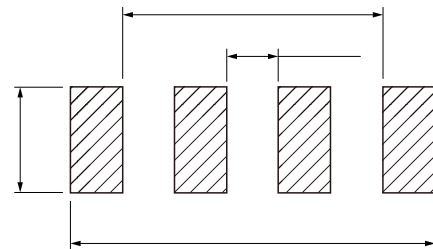
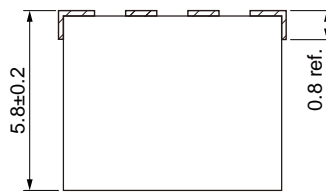
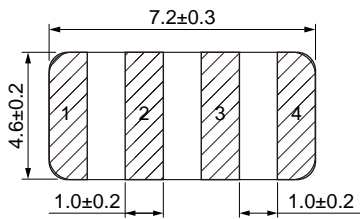
# Molding Power Inductors

## Size 080506

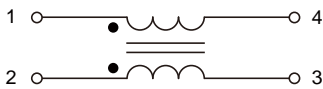


### Dimensions: [mm]

### Land Pattern: [mm]



### Schematic:



### Electrical Properties:

Part No	Inductance (nH)	Min. (nH)	Resistance (mΩ)	Resistance (mΩ)	Rise Current	Saturation Current	Hi-Pot Min.

All test data is referenced to 25 °C ambient.

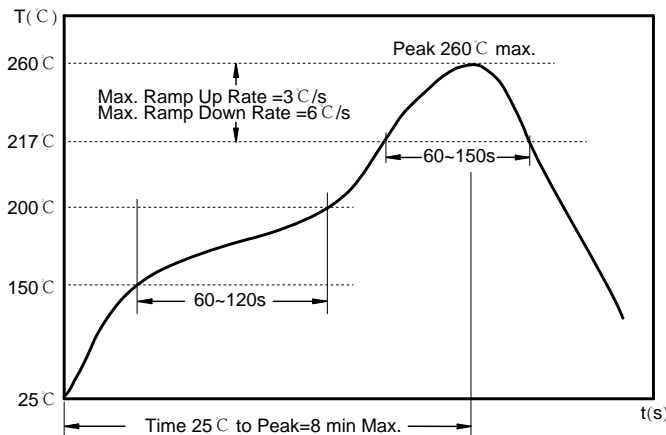
Saturation Current will cause L0 to drop approximately 30%.

Temperature Rise Current: The actual value of DC current when the temperature rise is  $\Delta T=40$  °C.

FLL: tested @100 kHz, 1.0 Vrms, Isat, applied for +25 °C.

Hi-Pot: as pass / fail judgement, tested @ 2s,2mA, between 2 windings.

## Soldering Reflow:



Preheat condition: 150 ~200 / 60~120 sec.

Allowed time above 217 : 60~150 sec.

Max temperature: 260 .

Time within 5 of actual Peak Temperature: 30 max. sec. [?]

## Product Marking:

Marking	Printing (Inductance)
---------	-----------------------

## Cautions and Warnings:

### Storage Conditions :

- The storage period is within 12 months after the completion of production. Be sure to follow the storage conditions (temperature: -5 to 35°C, humidity: 75% RH Max). If the storage period elapses, the soldering of the terminal electrodes may deteriorate. The warranty period is one year.
- Product should not be exposed to environment with high temperature, high humidity, dust, corrosive gas and etc.
- Products should be handled with care to avoid damage or contamination from perspiration and skin oils.
- Please always handle products carefully to prevent any damage caused by dropping down or inappropriate removing.

### Operation Instructions:

- Self heating (temperature increase) occurs when the power is turned ON, so the tolerance should be sufficient for the set thermal design.
- Before soldering, be sure to preheat components. The preheating temperature should be set so that the temperature difference between the solder temperature and chip temperature does not exceed 150°C.
- Soldering corrections after mounting should be within the range of the conditions determined in the specifications. If overheated, a short circuit, performance deterioration, or lifespan shortening may occur.
- Generally, Koher might not be familiar with either customer's specific application or actual requests as customer does. As a result customer shall be responsible for checking and confirming whether Koher product with the performance described in the product specification is suitable for using in customer's particular application or not.