


**NRSE Series**  
**SMD Shielded Tiny Power Inductor**  
**Size 5020**



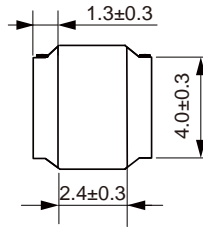
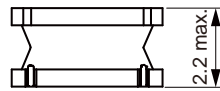
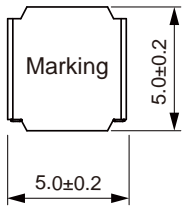
**CHARACTERISTICS**

- 
- 

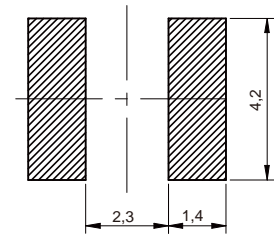
**APPLICATION**

- 
- 

**Dimensions: [mm]**



**Land Pattern: [mm]**



**Electrical Properties:**

Part No	( $\mu$ H)	Tolerance	Satura on (A)	(A)	(m )
					45
					46
					65
	5.6				

Part No	( $\mu$ H)	Tolerance	Satura on (A)	(A)	(m )

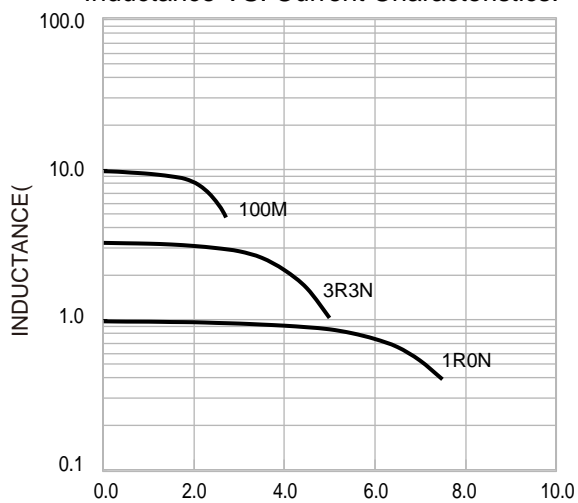
°C

°C

°C

### Typical Electrical Characteristics:

Inductance VS. Current Characteristics:



Temperature Rise VS. Current Characteristics:

