



MIV Series

Multilayer Chip Inductor

Size 1005



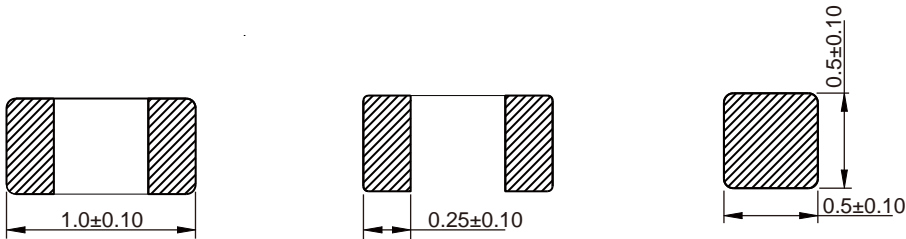
FEATURES

- Monolithic inorganic material construction.
- Closed magnetic circuit avoids crosstalk.
- Shapes and dimensions follow E.I.A. spec and available in various sizes.
- Excellent solderability and heat resistance.
- AEC-Q200 qualified
- Lead-free reflow soldering as referenced in JEDEC J-STD 020D and RoHS compliant
- Operating Temperature: -55~+125°C (Including self-temperature)
- Quantity: 10000 pcs

APPLICATION


- Filter switches
- Oscillators
- T- or -Filter
- Automotive equipment

Dimensions: [mm]



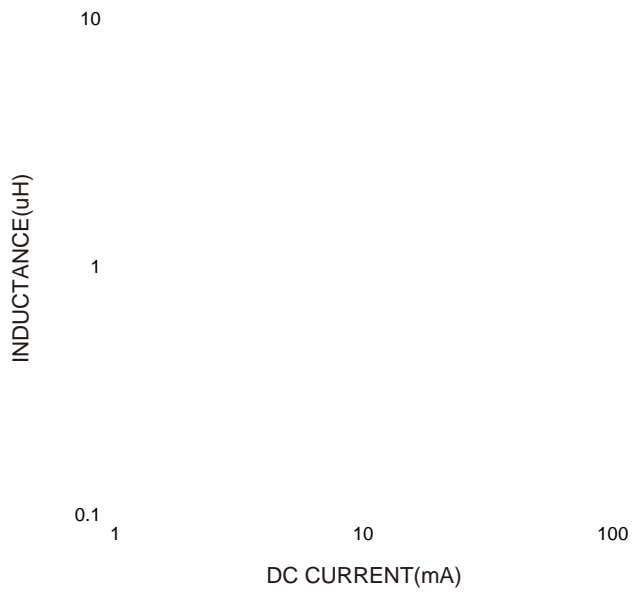
Electrical Properties:

Part No	Inductance	Tolerance	Test Frequency	Q Min.	Test Frequency	Temperature Rise Current Max.	DC Resistance Max.	SRF Min.
MIV1005-1R0K	1.0	±10%	60mV/10M	20	10	15	0.90	40
MIV1005-1R8K	1.8	±10%	60mV/10M	20	10	15	1.45	30
MIV1005-2R2K	2.2	±10%	60mV/10M	20	10	10	1.70	28



Typical Electrical Characteristics:

Inductance VS. DC Current Characteristics:



Q VS. Frequency Characteristics:

