
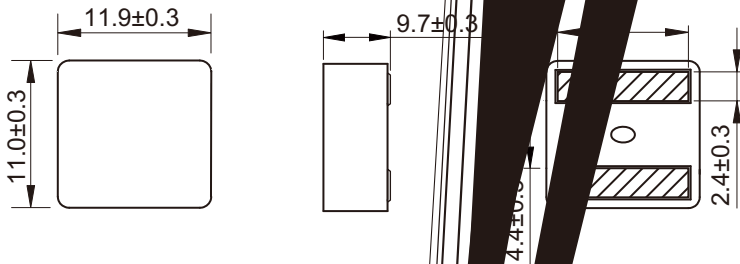


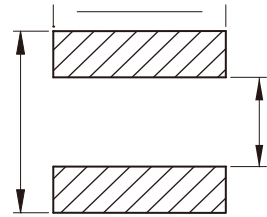
Flat Wire Molded Inductor Size 1010



Dimensions: [mm]



Land Pattern: [mm]

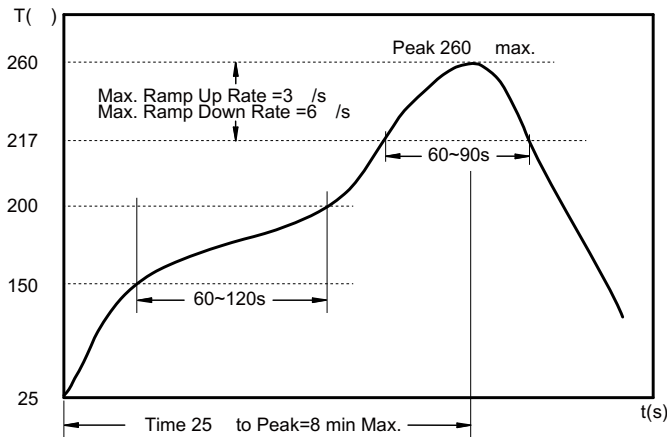


Electrical Properties:

| L@100KHz /0.1V (μ H) | Inductance | I _{SAT} Typ. (A) | R (A) | | R _{DC} Max. (m Ω) | D (mm) |
|------------------------------|------------|------------------------------|-----------|-----------|---------------------------------------|-----------|
| | | | 20°C rise | 40°C rise | | |
| | | | | | | |
| | | | | | | |
| | | | | | | |
| | | | | | | |
| | | | | | | |
| | | | | | | |
| | | | | | | |

Saturation Current will cause L to drop approximately 30%
 Temperature Rise Current that causes the specified temperature rise from 25°C ambient.

Soldering Reflow:



Preheat condition: 150 ~200 / 60~120 sec.

Allowed time above 217 : 60~90 sec.

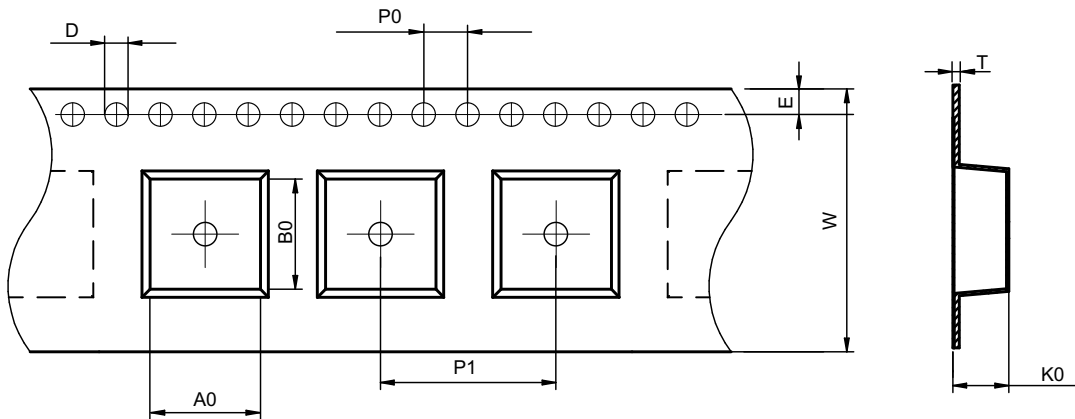
Max temperature: 260 .

Max time at max temperature: 10 sec.

Allowed Reflow time: 2x max.

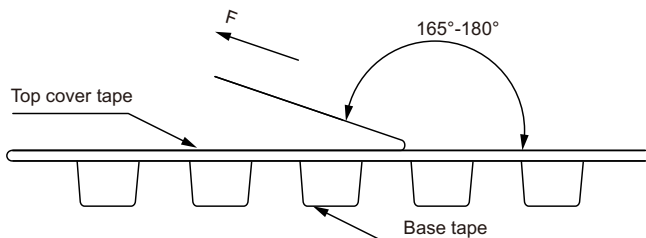
Packaging Information:

Tape Dimension :



| Series | A0 (mm) | B0 (mm) | D (mm) | P0 (mm) | P1 (mm) | W (mm) | K0 (mm) | E (mm) | T (mm) |
|----------|----------|----------|---------|---------|----------|----------|----------|----------|-----------|
| MDTA1010 | 12.4±0.1 | 11.5±0.1 | 1.5±0.1 | 4.0±0.1 | 16.0±0.1 | 24.0±0.3 | 10.3±0.1 | 1.75±0.1 | 0.50±0.05 |

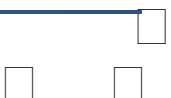
Peel force of top cover tape:



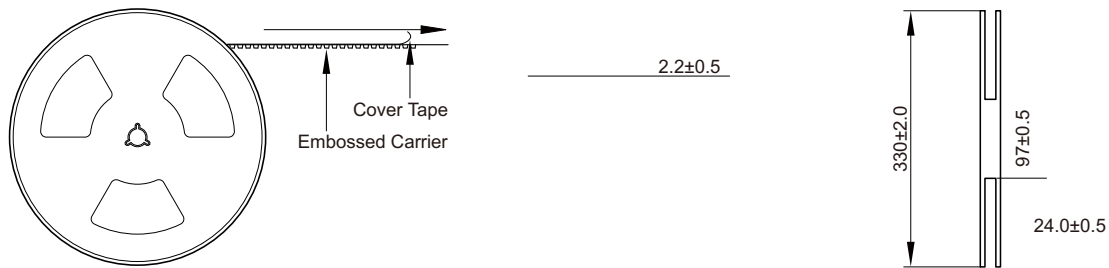
The peel force of top cover tape shall be between 0.1 to 1.3 N

Product Marking:

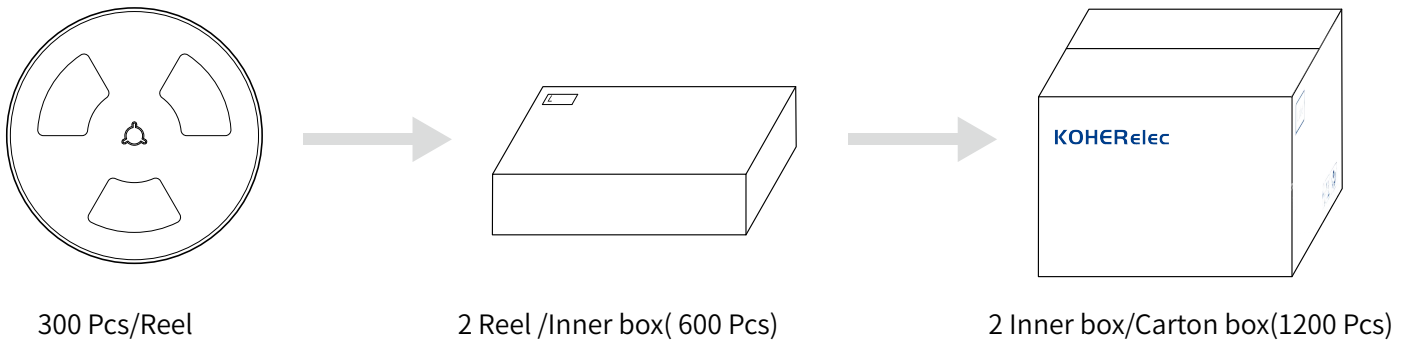
| | |
|---------|-----------------------|
| Marking | Printing (Inductance) |
|---------|-----------------------|



Reel Dimension : [mm]



Packaging Quantity:



Cautions and Warnings:

Storage Conditions :

- The storage period is within 12 months after the completion of production. Be sure to follow the storage conditions (temperature: -5 to 35°C , humidity: 75% RH Max). If the storage period elapses, the soldering of the terminal electrodes may deteriorate. The warranty period is one year.
- Product should not be exposed to environment with high temperature, high humidity, dust, corrosive gas and etc.
- Products should be handled with care to avoid damage or contamination from perspiration and skin oils.
- Please always handle products carefully to prevent any damage caused by dropping down or inappropriate removing.

Operation Instructions:

- Self heating (temperature increase) occurs when the power is turned ON, so the tolerance should be sufficient for the set thermal design.
- Before soldering, be sure to preheat components. The preheating temperature should be set so that the temperature difference between the solder temperature and chip temperature does not exceed 150°C .
- Soldering corrections after mounting should be within the range of the conditions determined in the specifications. If overheated, a short circuit, performance deterioration, or lifespan shortening may occur.
- Generally, Koher might not be familiar with either customer's specific application or actual requests as customer does. As a result customer shall be responsible for checking and confirming whether Koher product with the performance described in the product specification is suitable for using in customer's particular application or not.