


MDE Series

Molding Power Inductors

Size 1265



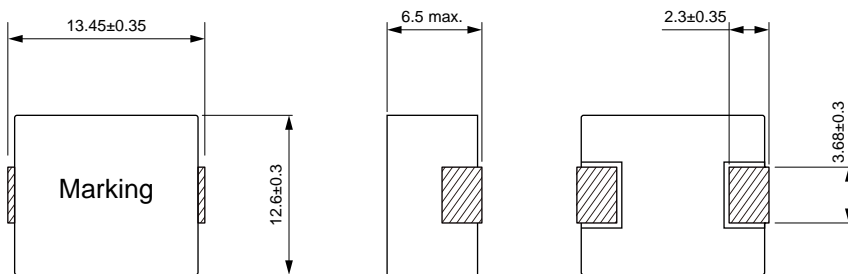
FEATURES

- ROHS, Halogen Free and REACH compliance
- High rated current
- 125 °C
- Low core loss
-
- 13.8×12.9×6.5mm maximum surface mount package
-
-

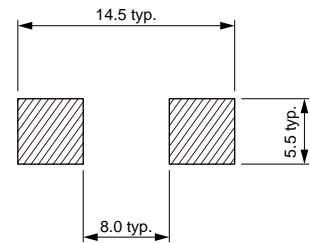
APPLICATION

- Laptops and PCs
- Switch and servers
-
- DC/DC converters
-
- SSD modules

Dimensions: [mm]



Land Pattern: [mm]



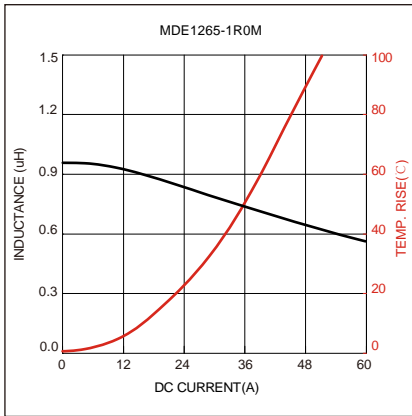
Electrical Properties:

				Saturation	
MDE1265-1R0M	1.0	±20%	1.75	34	28

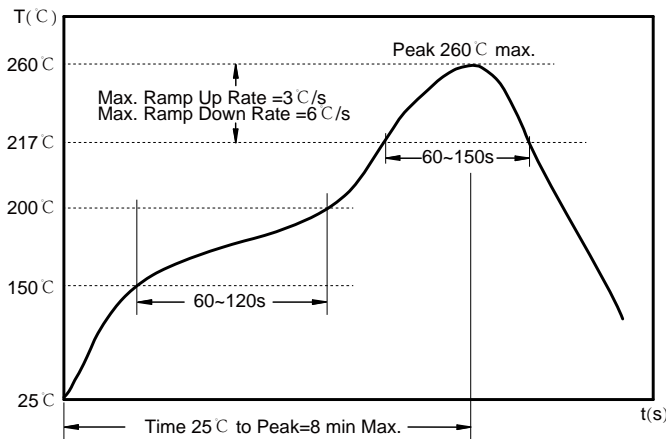
Saturation Current will cause L to drop approximately 30%

Temperature Rise Current: The actual value of DC current when the temperature rise is $\Delta T=40^{\circ}\text{C}$

Typical Electrical Characteristics:



Soldering Reflow:



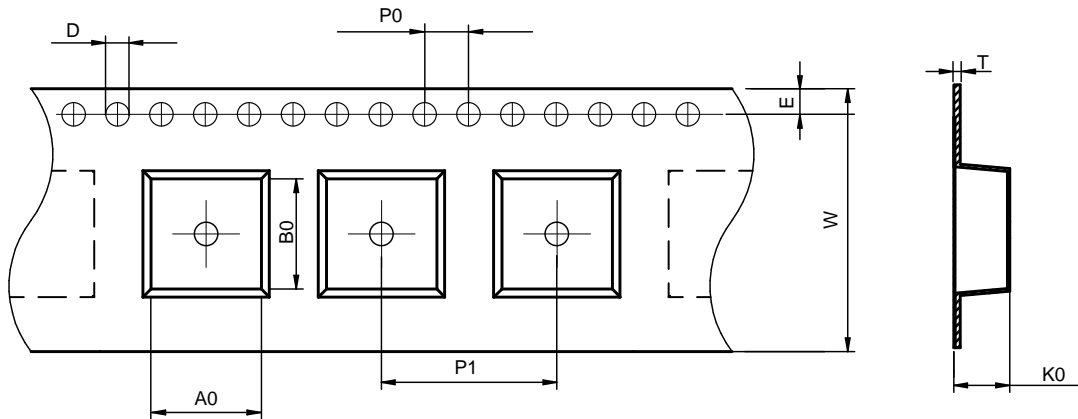
Preheat condition: 150 ~200°C / 60~120 sec.

Allowed time above 217°C : 60~150 sec.

Max temperature: 260°C.

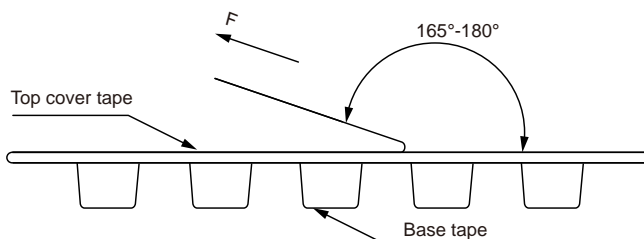
Packaging Information:

Tape Dimension :



Series	A0 (mm)	B0 (mm)	D (mm)	P0 (mm)	P1 (mm)	W (mm)	K0 (mm)	E (mm)	T (mm)
MDE1265-1R0M	13.1±0.1	14.0±0.1	1.5±0.1	4.0±0.1	16±0.1	24±0.3	6.7±0.1	1.75±0.1	0.50±0.05

Peel force of top cover tape:

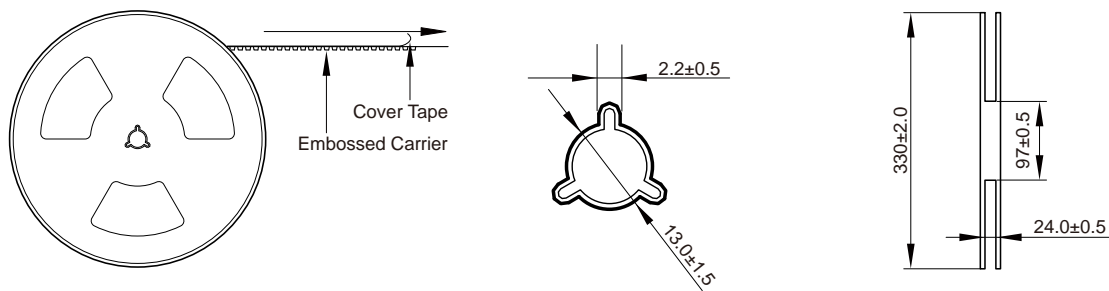


The peel force of top cover tape shall be between 0.1 to 1.3 N

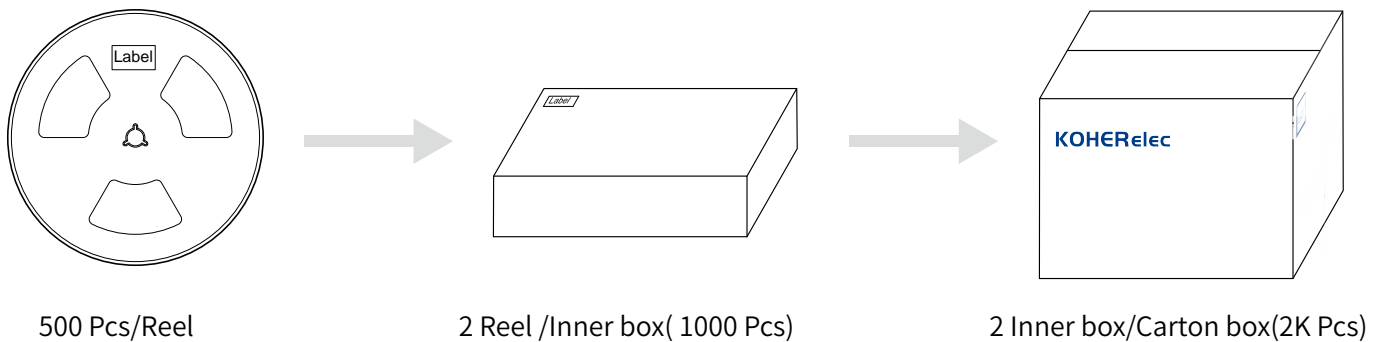
Product Marking:

Marking	1R0

Reel Dimension: [mm]



Packaging Quantity:



Cautions and Warnings:

Storage Conditions :

- The storage period is within 12 months after the completion of production. Be sure to follow the storage conditions (temperature: -5 to 35°C, humidity: 75% RH Max).If the storage period elapses, the soldering of the terminal electrodes may deteriorate.The warranty period is one year.
- Product should not be exposed to environment with high temperature, high humidity, dust, corrosive gas and etc.
- Products should be handled with care to avoid damage or contamination from perspiration and skin oils.
- Please always handle products carefully to prevent any damage caused by dropping down or inappropriate removing.

Operation Instructions:

- Self heating (temperature increase) occurs when the power is turned ON, so the tolerance should be sufficient for the set thermal design.
- Before soldering, be sure to preheat components.The preheating temperature should be set so that the temperature difference between the solder temperature and chip temperature does not exceed 150°C.
- Soldering corrections after mounting should be within the range of the conditions determined in the specifications.If overheated, a short circuit, performance deterioration, or lifespan shortening may occur.
- Generally, Koher might not be familiar with either customer's specific application or actual requests as customer does.As a result customer shall be responsible for checking and confirming whether Koher product with the performance described in the product specification is suitable for using in customer's particular application or not.