

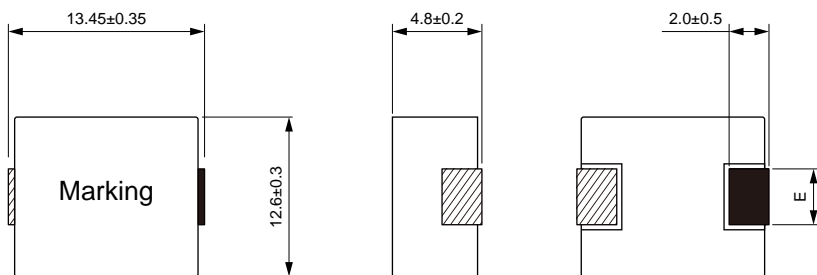
Molding Power Inductors Size 1250



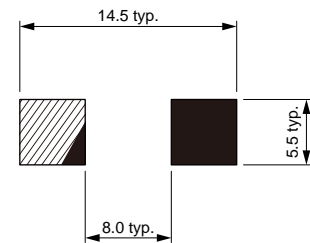
- ROHS, Halogen Free and REACH compliance
- High rated current
- 125 °C maximum total temperature operation
- Low core loss
- Ultra low buzz noise due to molding construction
- 13.8×12.9×5.0mm maximum surface mount package
- Operating temperature range - 55 °C to + 125 °C
- Quantity: 500pcs

- Laptops and PCs
- Switch and servers
- Base stations
- DC/DC converters
- Battery powered devices
- SSD modules

Dimensions: [mm]



Land Pattern: [mm]



Electrical Properties:

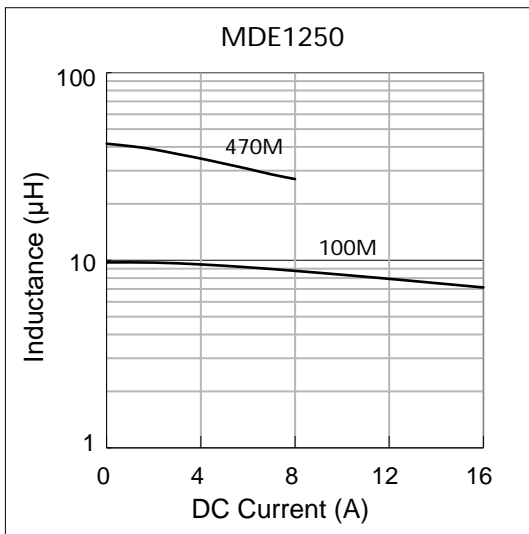
	(μH)		($\text{m}\Omega$)	Saturation		
MDE1250-R22M	0.22	$\pm 20\%$	0.70	75.0	50.0	3.85 ± 0.5
MDE1250-R36M	0.36	$\pm 20\%$	0.85	50.0	42.0	3.85 ± 0.5
MDE1250-R50M	0.50	$\pm 20\%$	1.15	48.0	38.0	3.85 ± 0.5
MDE1250-R68M	0.68	$\pm 20\%$	1.55	46.0	33.0	3.85 ± 0.5
MDE1250-R82M	0.82	$\pm 20\%$	1.67	39.0	30.0	3.85 ± 0.5
MDE1250-1R0M	1.00	$\pm 20\%$	2.20	35.0	26.0	3.85 ± 0.5
MDE1250-1R5M	1.50	$\pm 20\%$	3.20	33.0	23.0	3.85 ± 0.5
MDE1250-2R2M	2.20	$\pm 20\%$	5.00	24.0	15.0	3.85 ± 0.5
MDE1250-3R3M	3.30	$\pm 20\%$	7.00	22.0	14.0	5.0 ± 0.3
MDE1250-4R7M	4.70	$\pm 20\%$	9.00	20.0	13.0	5.0 ± 0.3
MDE1250-6R8M	6.80	$\pm 20\%$	18.0	16.0	12.0	5.0 ± 0.3
MDE1250-8R2M	8.20	$\pm 20\%$	20.0	13.0	9.50	5.0 ± 0.3
MDE1250-100M	10.0	$\pm 20\%$	22.0	12.0	9.00	5.0 ± 0.3
MDE1250-150M	15.0	$\pm 20\%$	30.0	10.0	8.00	5.0 ± 0.3
MDE1250-220M	22.0	$\pm 20\%$	58.0	6.50	4.50	5.0 ± 0.3
MDE1250-330M	33.0	$\pm 20\%$	84.0	6.00	3.50	5.0 ± 0.3
MDE1250-470M	47.0	$\pm 20\%$	130	5.00	3.00	5.0 ± 0.3

Saturation Current will cause L to drop approximately 30%

Temperature Rise Current: The actual value of DC current when the temperature rise is $\Delta T = 40^\circ\text{C}$

Typical Electrical Characteristics:

Inductance vs DC Current Characteristics:



Temperature Rise vs DC Current Characteristics:

