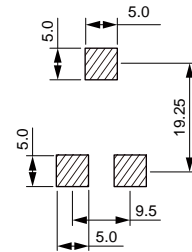
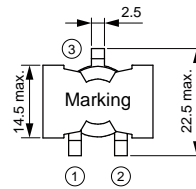
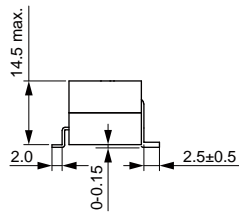
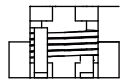
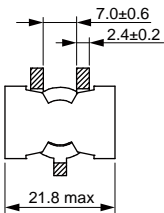


SMD High Current Inductor Size 2015



Dimensions: [mm]

Land Pattern: [mm]



Electrical Properties:

Part No	Inductance (μ H)	Tolerance	Temperature Rise Current Typ. (A)	Satura on Current Typ. (A)	DC Resistance Typ. (m)	DC Resistance Max. (m)

°C

°C

°C

Typical Electrical Characteristics:

