


MDCA Series
SMD Power Inductor
Size 4020

□

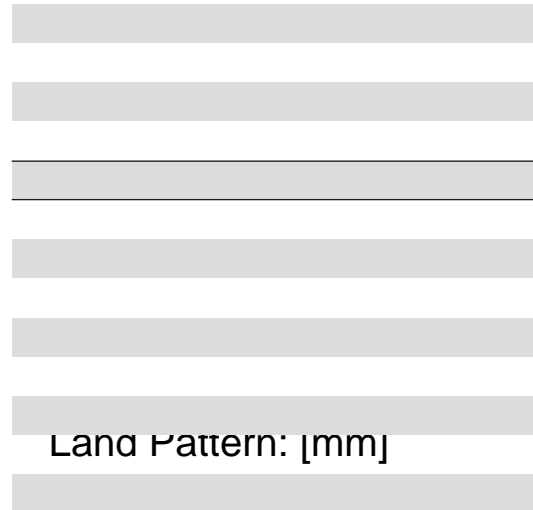


FEATURES

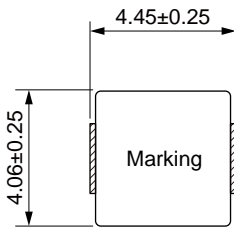
-
-
-
-
-
-
-
-

APPLICATION

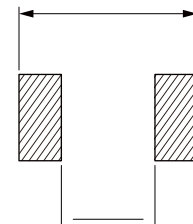
-
- □
-
-
-
-



Dimensions: [mm]



Land Pattern: [mm]



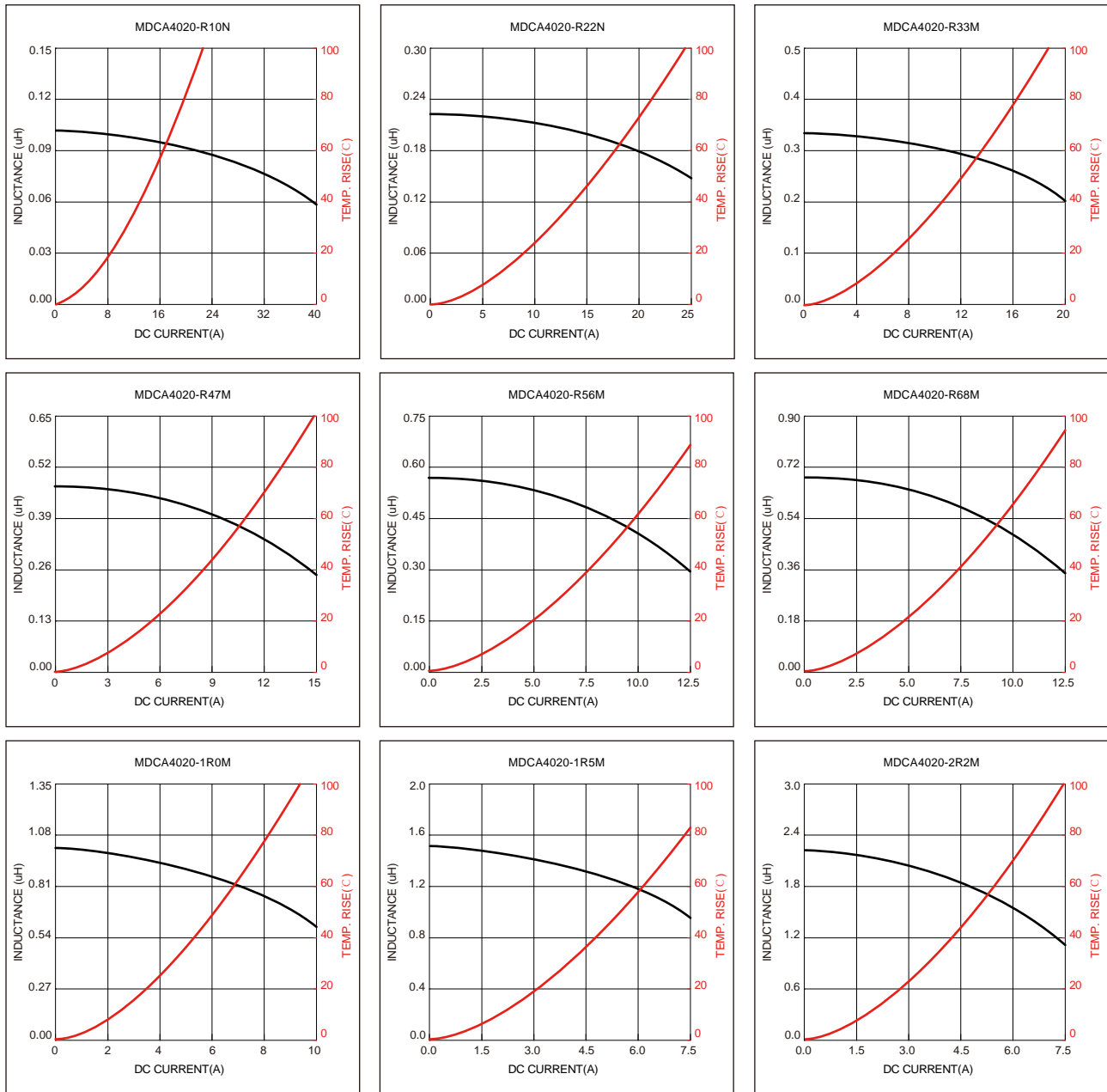
Electrical Properties:

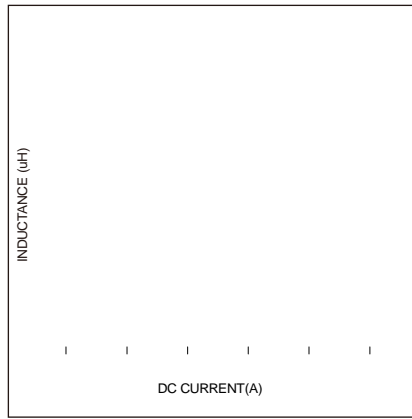
Part No	Inductance @ 100KHz/1V	Tolerance	Temperature Rise Current Typ.	Current Typ.		
□						
□						

Part No	Inductance @ 100KHz/1V	Tolerance	Temperature Rise Current Typ.	Current Typ.	DC Resistance Typ.	DC Resistance Max.

Saturation Current will cause L to drop approximately 30%
 Temperature Rise Current: The actual value of DC current when the temperature rise is $\Delta T=40^{\circ}\text{C}$

Typical Electrical Characteristics:

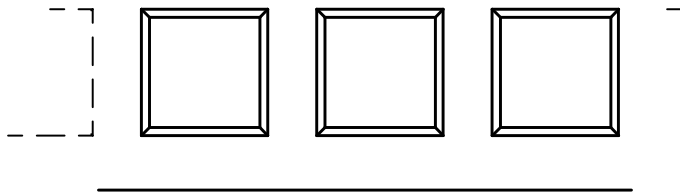




Soldering Reflow:

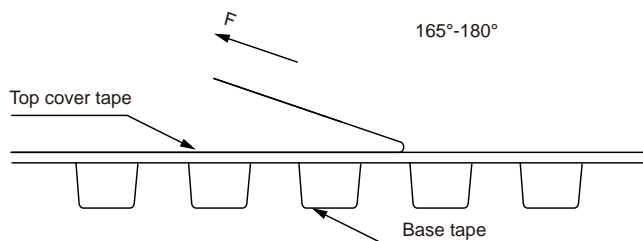
Packaging Information:

Tape Dimension:



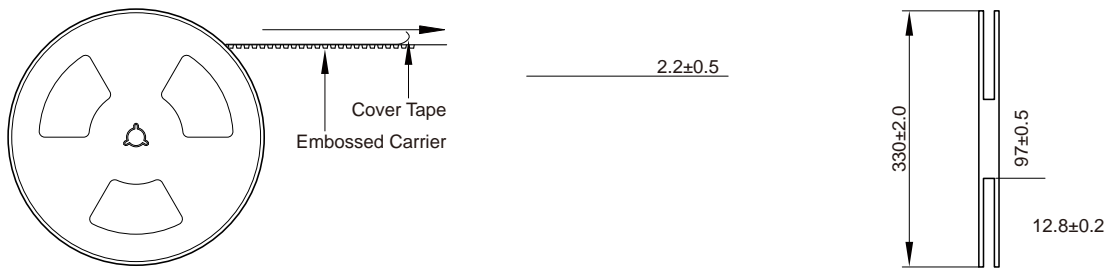
Series	A0 (mm)	B0 (mm)	D (mm)	P0 (mm)	P1 (mm)	W (mm)	K0 (mm)	E (mm)	T (mm)
MDCA4020	4.5±0.1	4.85±0.1	1.5±0.1	4.0±0.1	8.0±0.1	12±0.3	2.3±0.1	1.75±0.1	0.35±0.05

Peel force of top cover tape:




The peel force of top cover tape shall be between 0.1 to 1.3 N

Reel Dimension: [mm]



Packaging Quantity:



Cautions and Warnings:

Storage Conditions :

- The storage period is within 12 months after the completion of pro71 2.0742 c1.1 c-2.0707n. Bs wure to follow pro7withi
-
-
-

Operation Instructions:

-
-
-
-